

# Crochet!



*Crochet!* magazine's mission is to create classic but on-trend apparel designs that feel and look good when wearing them, plus designs for the home that keep it looking fresh.

Each issue features 18+ patterns ranging from easy to intermediate in skill level, including a Learn it! Do it! article and project, items for babies, fashion apparel and accessories, and home decor. *Crochet!* is the official magazine of the Crochet Guild of America organization.

*Annie's*  
Celebrating home, family  
and the creative spirit

## Circulation & Stats

<b>55,000</b>	<b>137,500</b>	<b>950,000</b>	<b>1,925,000</b>	<b>3,000,000</b>
Circulation	Readership	Newsletter Counts	Unique Website Users	Impressions

## Demographics & Reader Profile\*

**59** median age  
**40** median Facebook follower age  
**\$52,500** median reader income  
**88%** married  
**55%** hold on to their copy of *Crochet!* for 10 or more years  
**61%** spend more than 3 hours with each issue  
**75%** spend as much as or more than the previous year on supplies

**75%** complete 6 or more projects per year  
**69%** have visited a website from an advertisement in *Crochet!*  
**50%** have made a purchase as a result of seeing an advertisement  
**91%** of readers use magazines as their go-to source for projects  
**53%** of subscribers only subscribe to *Crochet!*

## Creative Marketing Opportunities

- Solo email blasts
- Banners in newsletters
- Sponsored content
- Sponsored sweepstakes
- Banners on websites
- Affiliate programs
- Content submissions
- Sponsored posts on social media
- Facebook live content
- Unique print opportunities – gatefolds and inserts
- Polybag onsert program
- Custom solutions
- Partnership opportunities

## Social Media Users



1,400,000



Newly Launched!

\*Compiled from Reader Survey



## Advertiser Testimonial

"Your magazines are so lovely and I'm so happy to see how many wonderful designs you made with our yarns."

—Omega

## Reader Testimonials

"I enjoy your *Crochet!* magazine very much . . . it seems very balanced in the projects it portrays and has a good selection of different types of projects . . ."

—Myrna

"I have been receiving this crochet magazine for quite a few years. I look forward to each issue. I love a variety of projects. Thank you!"

—Cheryl

"I look forward to your magazine. It always contains so many different projects to choose from. Please keep up the good work."

—Dorothy

"I love *Crochet!* magazine and I've been a longtime subscriber! I think the magazine has a nice balance of different projects to make . . . Thanks for providing such a fantastic magazine!"

—Missy

## Crochet! Features

**Easy as 1-2-3**—Easy projects made using basic stitches.

**Done in One**—Projects made using just one skein of yarn.

**Beginner's Corner**—Easy projects made using simple stitches for beginners.

**Caring & Sharing**—Features an article that highlights different charities and a crochet project that can be donated to these charities.

**Learn It! Do It!**—Learn a new technique, then start a project that uses the technique.

**Slip Into Style**—On-trend and classic fashions designed to flatter every body type.

**Dress It Up**—Accessories to enhance your wardrobe.

**Baby Love**—Sweet little projects perfect for baby showers.

**At Home**—Home accessories, such as dishcloths, hot pads and afghans.

## Print Schedule

Issue	Ad Close Date	Materials Due Date	In Home Date	On Sale Date
Spring 2020	10/22/2019	10/29/2019	12/17/2019	12/31/2019
Spring 2020 SIP	12/10/2019	12/17/2019	02/04/2020	02/18/2020
Summer 2020	01/21/2020	01/28/2020	03/17/2020	03/31/2020
Autumn 2020	04/21/2020	04/28/2020	06/16/2020	06/30/2020
Autumn 2020 SIP	06/16/2020	06/23/2020	08/11/2020	08/25/2020
Winter 2020	07/21/2020	07/28/2020	09/15/2020	09/29/2020
Spring 2021	10/21/2020	10/28/2020	12/16/2020	12/30/2020

*\*Editorial calendar is subject to change without notice.*





## Editorial Calendar

### Spring 2020: Ring in the new year with crochet!

On Sale: 12/31/2019

- Trend alert: spring hair accessories and skinny scarves
- Trend alert: crochet dresses and granny square fashions
- The amazing pineapple stitch
- Top-down tunics and cardigans
- Light and stylish farmhouse-style afghans and pillows

### Summer 2020: Feel the breeze—welcome summer with portable road trip projects! These are projects with simple, easy-to-memorize stitch repeats that are small enough to take with you in a large tote.

On Sale: 03/31/2020

- Summer chic projects: swimwear and swim cover-ups, cold shoulder tops and tunics—all designed to flatter your figure!
- Irish crochet
- Colorful little accents for your home—wreaths, place mats, pillows and throws
- Simple and easy baby essentials
- Crocheting with glass—projects that incorporate glass stones into the crochet

### Autumn 2020: Style refresh! Transition your look from summer to fall!

Submission Due Date: 09/09/2019

On Sale: 06/30/2020

- Transitional apparel: statement-making cardigans!
- Layer-it-on accessories, such as cowls and wraps
- Snuggle-worthy afghans
- Add stylish elements to your home with seasonal decorations
- Recycle and reuse—crocheting with plastic bags

### Winter 2020: It's all about texture!

Submission Due Date: 12/30/2019

On Sale: 09/29/2020

- Winter accessories: awesome duos—hat and scarf sets
- Cozy cold-weather cowls and scarves
- Make it quick—bulky-weight fashions
- Last-minute gifts—slippers, winter headbands, tablet covers, bookmarks and baskets
- Vintage edgings to embellish pillowcases, sheets and pillows

### Spring 2021: Simple is the new black—easy-to-stitch designs for everyday living!

Submission Due Date: 05/01/2020

On Sale: 12/30/2020

- Sustainable living crochet—small projects using organic yarns. Bring your own water bottle—crochet covers for water bottles; reuseable cloths instead of paper towels; bring your own reusable shopping bags
- Simple-to-stitch summer toppers and spring cardigans
- Around the home projects that incorporate spring crochet flowers
- Simple and easy baby dresses embellished with flowers
- Crocheting with wire



**Send project submissions, questions and fabric cards through UPS or FedEx to:**

Connie Ellison  
P.O. Box 950, 113 E. Gilmer St.  
Big Sandy, TX 75755  
Connie\_Ellison@Annies-Publishing.com





## Contact Information

### Advertising Director

Michelle Thorpe  
(260) 849-4508  
Michelle\_Thorpe@Annies-Publishing.com

### Advertising Account Manager

Joan Lynch Luckett  
(260) 849-4504  
JoanLynch\_Luckett@Annies-Publishing.com

### Advertising Account Manager

Stephanie Crowe  
(914) 827-0015  
Stephanie@RBAdvertisingReps.com

### Advertising Coordinator

Adriana Wagner  
(260) 849-4860  
Adriana\_Wagner@Annies-Publishing.com

### Editor

Connie Ellison  
(903) 636-0376  
Connie\_Ellison@Annies-Publishing.com

## Specifications

### Full Page

Trim 8½" x 10¾"  
Bleed 8¾" x 11"  
Live 7⅝" x 9¾"

### Two-Thirds Page

Vertical 4⅝" x 9½"  
Horizontal 7" x 6¼"

### One-Half Page

Vertical 3½" x 9½"  
Horizontal 7" x 4⅝"

### One-Third Page

Vertical 2¼" x 9½"  
Horizontal 7" x 3⅝"  
Square 4⅝" x 4⅝"

### One-Fourth Page

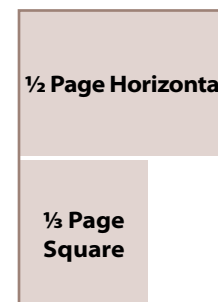
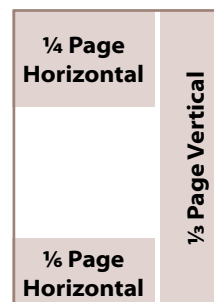
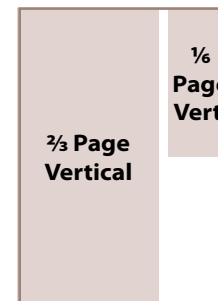
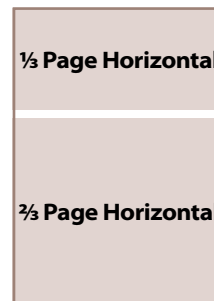
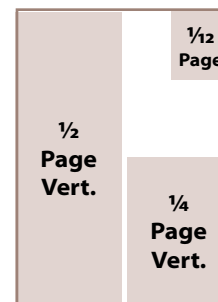
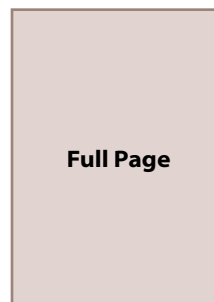
Vertical 3½" x 4⅝"  
Horizontal 4⅝" x 3½"

### One-Sixth Page

Vertical 2¼" x 4⅝"  
Horizontal 4⅝" x 2¼"

### One-Twelfth Page

Square 2¼" x 2¼"



## Online

### Unit

Leaderboards  
Wide Skyscraper  
Medium Rectangle  
Newsletter Content Block

### Size (Pixels)

728 x 90  
160 x 600  
300 x 250  
500 x 400

### Submitting Materials

Materials can be submitted via Mediabank.  
Contact Adriana Wagner for login information.

### Electronic Media

Annie's operates on a Mac platform. Files must include ALL original files, images (linked, placed or supporting EPS files) and fonts.

### Fonts

All fonts used are to be supplied or converted to outlines.

### Images

Supply high-resolution images (300 dpi or better). Photoshop files, PDFs, TIFF, JPEG or EPS files are accepted. (Annie's does not accept responsibility for the quality of low-resolution files.)

### Colors

All colors must be CMYK. Spot or Pantone colors will be converted to CMYK. Black needs to be 100% black.